

Customs Duty e-Payment Demo (Single Authorization Retail & Corporate)

Access www.idbi.co.in > Click Pan India Customs Duty or you may also access the following link directly for Customs Duty e-Payment

<https://www.icegate.gov.in/epayment/locationAction.action>

PRODUCTS | INVESTMENTS | APPLY NOW | PAY ONLINE | New AADHAAR VERIFICATION

olders - Exercise of Call option on Omni Bor

IDBI Bank Credit Cards
The smart way to spend

AVAIL EMI FACILITY ON YOUR PURCHASES

No Processing Fee or Foreclosure Charges

To avail Call: 1800-425-7600

Net Banking
Personal [dropdown] [Login]

Set Online Banking Password
[Internet] [Mobile]

Branch & ATM
Calculators
Interest Rates

Market Tracker

Pay Tax Online
EPFO Payments
GST (Manual)
FAQ on GST
Stamp Duty/ Register
Pan India Customs
Direct Tax

Cards & Offers
Debit Card Green PIN generation **New!**
Debit Card Offers
Register your Card for Online Payment
Reducing OTP for E-com transactions
Safety Tips
Important Notice for Rupay Cardholders

Hassle Free Loans
Interest Rates
Easy Access(IT Certificates(Prov/Final) & Retail Loan Stmt)
Download TDS On Deposit Certificates
Loan Application Tracking

Announcements
Notices & Tenders
Tenders Awarded
Implementation of Integrity Pact – IEM Details
List of Willful Defaulters
Bank Holiday List
Notice to the customers **Read!**
INTEGRITY PLEDGE **Read!**
Reporting of unauthorized digital transactions **Read!**

Secretarial Disclosures : Vigilance : RTI : Regulatory Disclosures : BCM Disclosures : RBI Advisory : Service charges & Fees : Retired Employees Portal

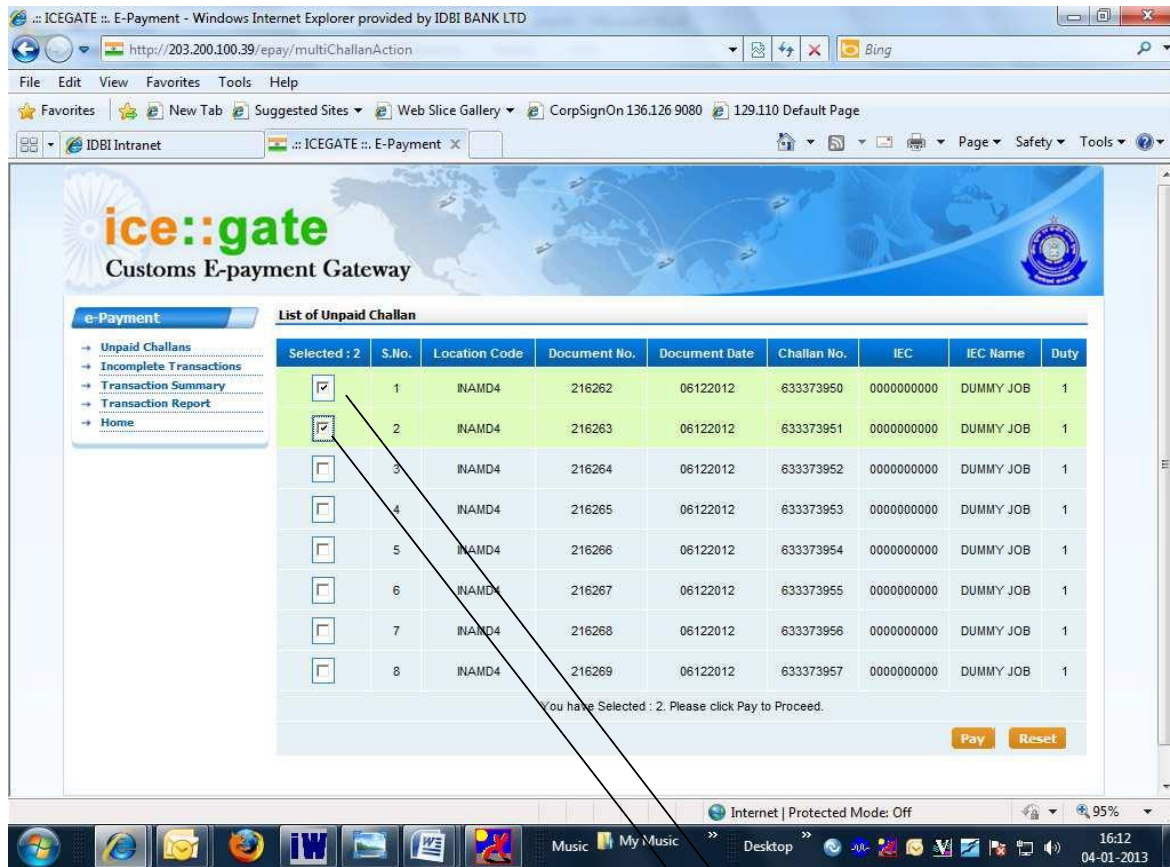
Clicking the link as above will re-redirect to the Disclaimer webpage with "Yes" and "No" buttons. After reading the disclaimer, customer may click "Yes" to proceed for e-Payment through icegate Customs e-Payment Gateway.



The image shows the IceGate ePayment Gateway interface. At the top, there is a banner with the 'ice gate' logo, 'Customs E-payment Gateway, CBIC', and a world map. Below the banner, the main form area is titled 'IceGate ePayment' with a checked checkbox. Underneath, it says 'New Gateway'. The form contains four input fields: 'Document Type *' with a dropdown menu showing 'Select Document Type', 'IEC *' with a text box, 'Location Code *' with a dropdown menu showing 'Please Select Location', and 'Captcha *' with a text box. A captcha image showing the text 'woVLfd' is displayed below the Location Code field. A 'Submit' button is located to the right of the Captcha field. Below the form, there is a section titled 'HELPFUL INFORMATION' with the following text: 'The New e-Payment Gateway provides facility of payment of multiple challans in single transaction. Any person having net banking facility in the designated bank can proceed for the payment of custom duty. [Click here for process demo.](#)'

- Select Document Type from dropdown:
 - Import Duty Document Type: BE (Bill of Entry), MBE & BD.
 - Export Duty Document Type: SB (Shipping Bill)
- Select Location Code from dropdown.
- Enter IEC (Importer Exporter Code).
- Enter Captcha & press “Submit”.

Icegate Customs e-Payment Gateway displays all list of Unpaid Challans of Selected Location Code



Select the Challans intended to pay (minimum 1 and maximum 25 Challans can be selected) and click on Pay

Recheck the Challans Selected and Click on Confirm


The screenshot shows the ICEGATE E-Payment gateway interface. The page title is "ice::gate Customs E-payment Gateway". The main content area is titled "Confirm Challan" and contains a table with the following data:

S.No.	LOCATION	Document No.	Document Date	Challan No.	IEC	IEC Name	Duty
1	INAMD4	216262	06122012	633373950	0000000000	DUMMY JOB	1
2	INAMD4	216263	06122012	633373951	0000000000	DUMMY JOB	1

Below the table, it shows "Total (NR) : 2" and a "Confirm" button. The page footer contains the text: "Copyright © 2011 All rights reserved. Directorate of Systems, Customs and Central Excise New Delhi. Best Viewed at 1024 x 768 Resolution | Internet Explorer 8.0-Later Versions".

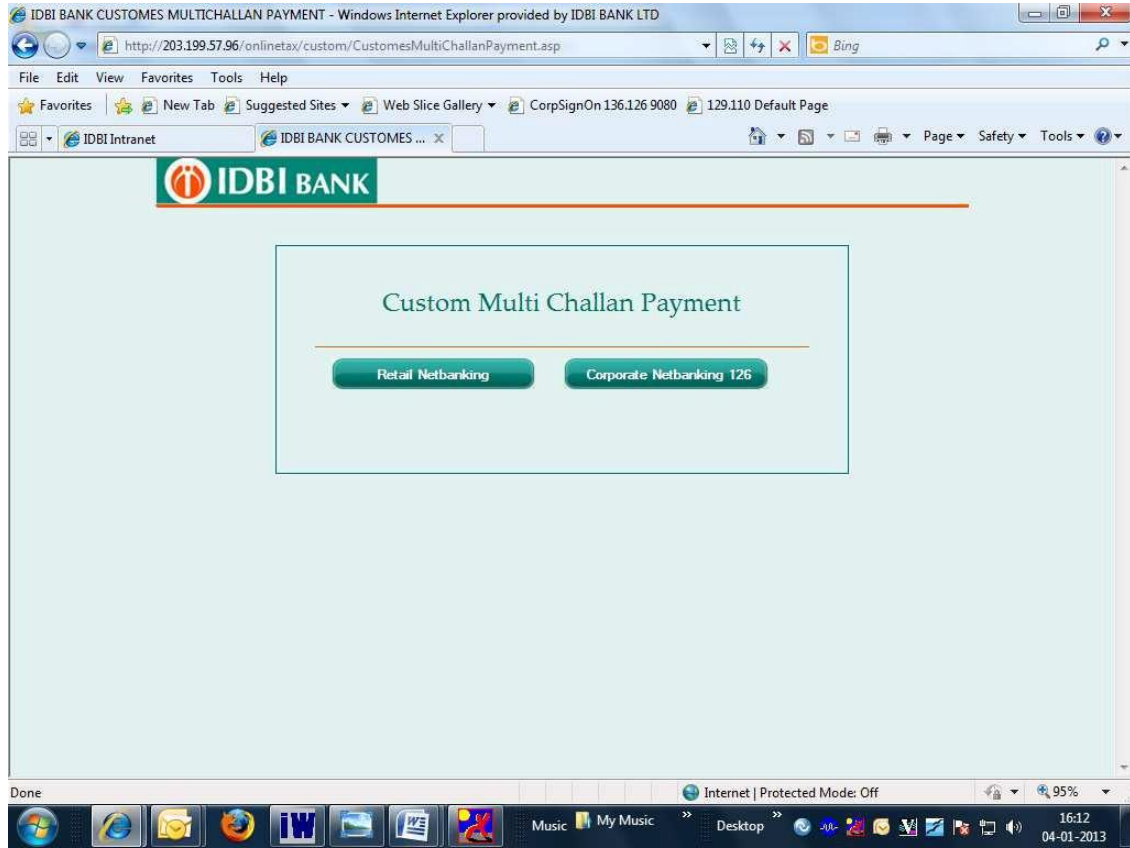
Click on Confirm

Click on IDBI Bank

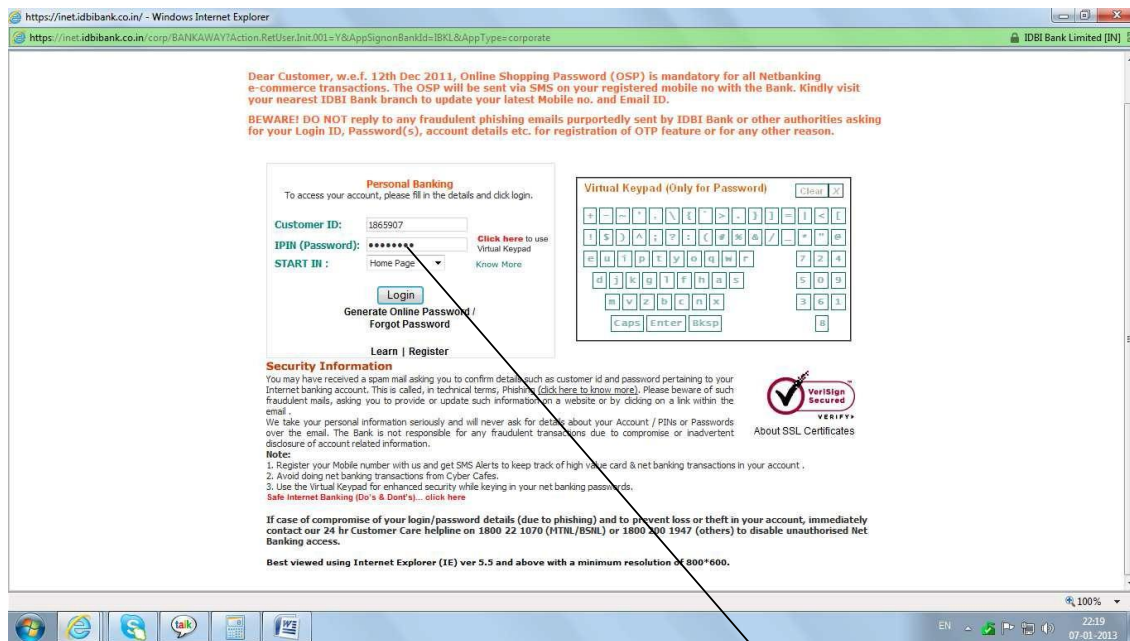


Click on IDBI

Individual Customers & Proprietary firms to Click on Retail Net Banking. Partnership firms, Private Limited Company and Public Limited Company to Click on Corporate Net Banking.

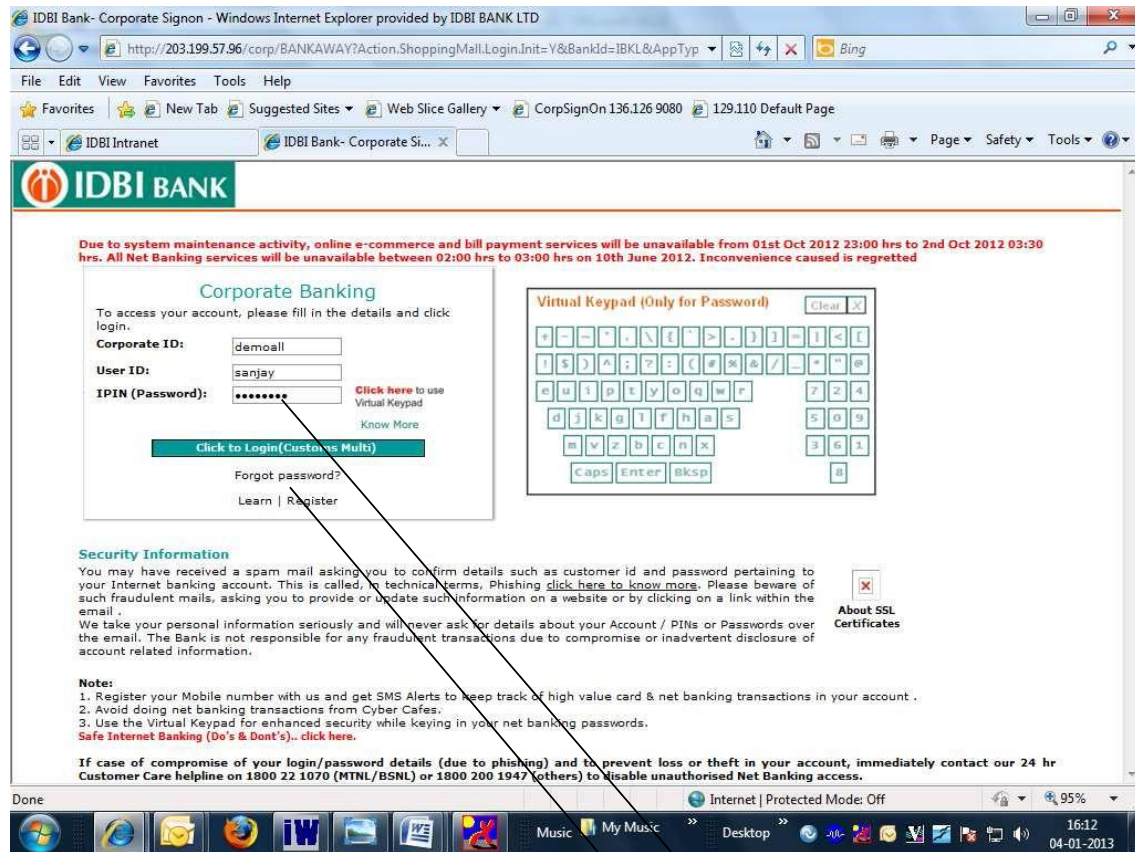


In case Retail Net Banking is selected, system displays the below mentioned screen:-



Input Customer ID and Login Password and click on

In case Corporate Net Banking is selected system displays the below mentioned screen:-



Input Corp ID, User ID, Login Password and Click on Login

Recheck the Challan details, Amount, select the Debit Account No. and Click on Pay

The screenshot displays the IDBI Bank web portal for e-payment of Customs Multi Challan Payment - ICEGATE. The page includes a header with the IDBI Bank logo and a welcome message for Mr. SANJAY KADAM. The main content area features a table of challan details and a dropdown menu for selecting the Debit Account. Below the table, there are buttons for 'Valid Rules' and 'Pay'. The 'Pay' button is highlighted with a green box, and an arrow points from it to a callout box labeled 'Click on Pay'. Another arrow points from the 'Debit Account' dropdown to a callout box labeled 'Select the Debit Account'.

S No	Challan No	Document No	Document Date	Amount in Rs.
1	633373950	216262	06/12/2012	1.00
2	633373951	216263	06/12/2012	1.00
Total Amount in Figures				2.00

Total Amount in words: (Rupees Two Only)

Debit Account: 998103000001281 - DUMMY CCU-CMS DD REQUEST A/C - CAA - (INR)

Next Authorizer: [Input Field] USER [LookUp]

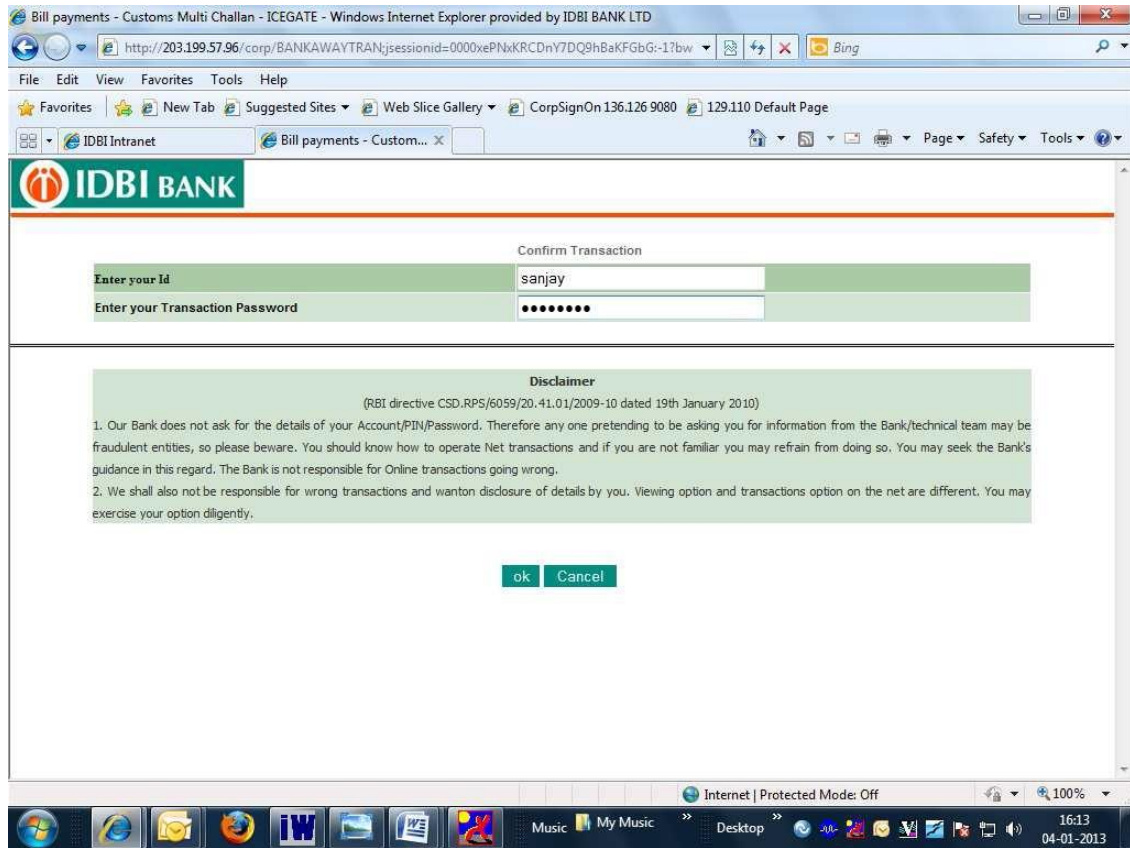
Valid Rules

Pay

Select the Debit Account

Click on Pay

Confirm the Transaction by inputting your User ID for Corporates, Customer ID for Retail and Transaction Password, Click on OK



System displays Hot Payment Successful message and redirects the user to icegate ePayment gateway for completion of the transaction. Please do not click refresh or back button. Print out of the Cyber Receipt should be taken from the below mentioned path after completion of the transaction at icegate:

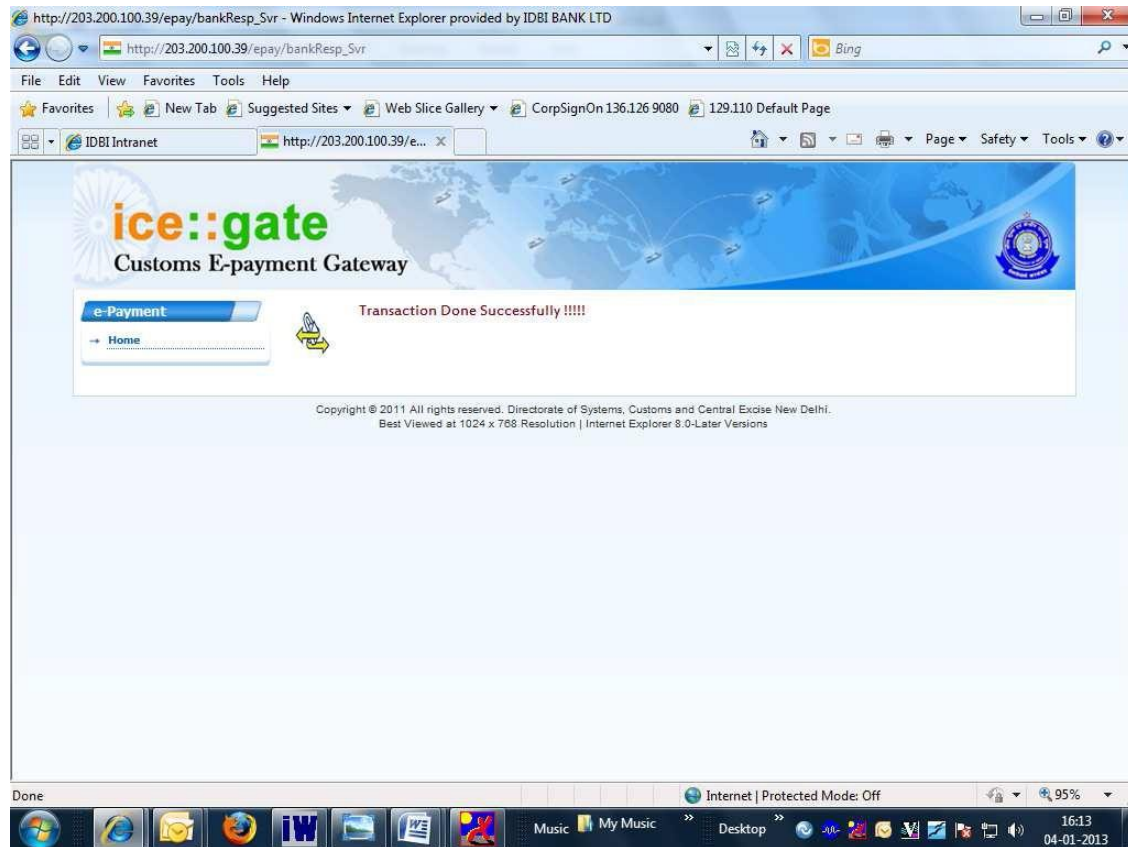
IDBI Internet Banking Login > Click on Bills option > Online Tax Payments > Customs View / Print Customs Multiple Challan Payments > input any one parameter and click on get details

Hot Payment Successful. Your Payment Confirmation Number is 723604

You are being redirected to the Custom's site.
Please do not click 'refresh' button.

Customs Cyber Receipt				
IDBI BANK				
IEC CODE		0000000000		
IEC Name		DUMMY JOB		
Location Code		INAMD4		
Document Type		BE		
S No	Challan No	DocumentNo	Document Date	Amount in Rs.
1	633373950	216262	06/12/2012	1.00
2	633373951	216263	06/12/2012	1.00
Total Amount in Figures				2.00
Total Amount in words: (Rupees Two Only)				
Name of the Bank		IDBI Bank Ltd.		
Name of the Branch		Palam, New Delhi		
BSR Code		6910353		
Transaction No		723604		
Date and Time		04/01/2013 04:06:58 PM		

Icegate e-Payment Gateway displays the Transaction Successful status



Troubleshooting: Points to check before initiating e-Payment:

- a) Customer should have Login id, login password and transaction passwords for inet banking.
- b) In case of the passwords are received newly before initiating any transactions, passwords both Login and Transactions are to be changed. At the time of change in passwords, a special character is mandatory to be inputted.